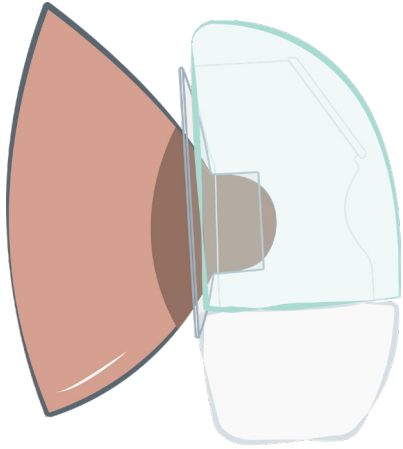
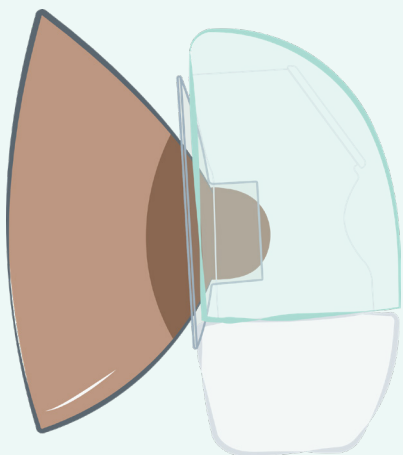


# Flange Guide For Your *motif* AURA



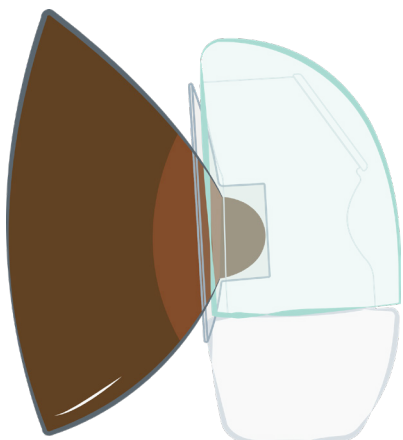
## Too Small

During pumping some or your entire nipple rubs against the sides of the breast shield tunnel.



## ★ Good Fit

During pumping your nipple is able to move freely in the breast shield tunnel. You will have space around your nipple and not much of the areola is drawn into the tunnel with the nipple.



## Too Large

During pumping more of your areola is drawn into the breast shield tunnel with your nipple. You may experience your areola rubbing up against the side of the breast shield tunnel.